

LVA Module Connector Options

M12 Connector Wiring Options

Each Low-Voltage Analog (LVA) plug-in module has four measurement channels. These channels may be software configured as four single-ended measurements or two differential measurements. We can prepare your DANTE with one, two or four connectors for each LVA plug-in module.


Single-ended vs Differential Voltage Measurements

All input voltages must be in the 0-5V range. Single-ended inputs are measured relative to the ground pin. Differential measurements are measured as the voltage difference between two channels:

$$\text{Measured value} = (\text{ch0+}) - (\text{ch0-})$$

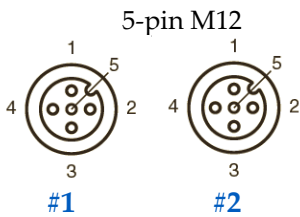
Selection of both single single-ended or differential measurement and the full-scale voltage range occurs in the instrument driver script.

One Connector



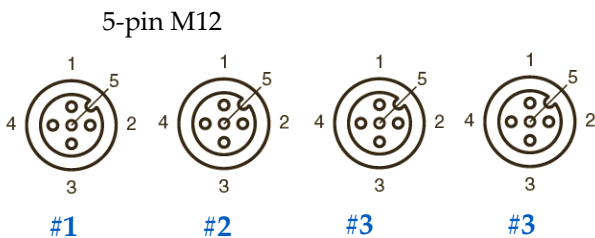
Pin	Wire Color	Single-ended	Differential
1	White		GND
2	Brown	Chan 0	Chan 0+
3	Green	Chan 1	Chan 0-
4	Yellow		+12V SW
5	Grey	Chan 2	Chan 1+
6	Pink	Chan 3	Chan 1-
7	Blue		+5V SW
8	red		GND

Two Connectors



Pin	Wire Color	Connector #1		Connector #2	
		Single-ended	Differential	Single-ended	Differential
1	White		GND		GND
2	Brown	Chan 0	Chan 0+	Chan 2	Chan 1+
3	Green	Chan 1	Chan 0-	Chan 3	Chan 1-
4	Yellow		+12V SW		+12V SW
5	Green-yel		+5V SW		+5V SW

Four Connectors (single-ended measurements only)



Pin	Wire Color	Conn #1	Conn #2	Conn #3	Conn #4
1	White	GND			
2	Brown	Chan 0	Chan 1	Chan 2	Chan 3
3	Green	GND			
4	Yellow	+12 SW			
5	Green-yel	+5 SW			